



# ST MARY'S CATHOLIC PRIMARY SCHOOL

MARY STREET, BUNBURY, WA 6230

**Year 6**

**Week 9 30<sup>th</sup> March – 3<sup>rd</sup> April**

## **Note:**

Complete all work in your exercise book labelled, 'Remote Learning Exercise Book' unless specified elsewhere.


Tasks **highlighted** in the Weekly Plan are identified as a teacher task to submit in Class Notebook / Student Folders / Weekly section / Uploaded work page. Your teacher will provide feedback.

Your teacher will tell you which tasks to submit. There is no need to submit every piece of work you complete.


Please ask if you stumble across something you don't understand via Teams. When contacting the classroom teacher, please be aware they will respond during normal classroom hours.

For any technical issues or questions please contact Mr Priest via email at [ben.priest@cewa.edu.au](mailto:ben.priest@cewa.edu.au)

English				
Strand	Task	What to do?	Resources	Completed
Reading	One	AR Read for 30 minutes minimum each day. Record your book title and pages read in the completed column to the right on this line (in your Class Notebook)		Example: Fantastic Mr Fox p 27 - 50
	Two	<p><b>Reading comprehension activity</b>  <b>Read Wonder pages 114-117</b>            Complete the following questions in your Remote Learning Exercise Book</p> <p><b>Comprehension Questions:</b></p> <ul style="list-style-type: none"> <li>Why did Miranda call the house?</li> <li>Is August going back to school after all?</li> </ul> <p><b>Inferring Questions:</b></p> <ul style="list-style-type: none"> <li>Why do you think August agreed to return to school?</li> <li>Why does it make Via feel happy to know that Miranda misses her?</li> <li>Do you agree with any of Via's advice on how August might handle his current situation with Jack?</li> </ul>	Remote Learning Exercise book. Novel you are reading.  <a href="#">Wonder</a>	

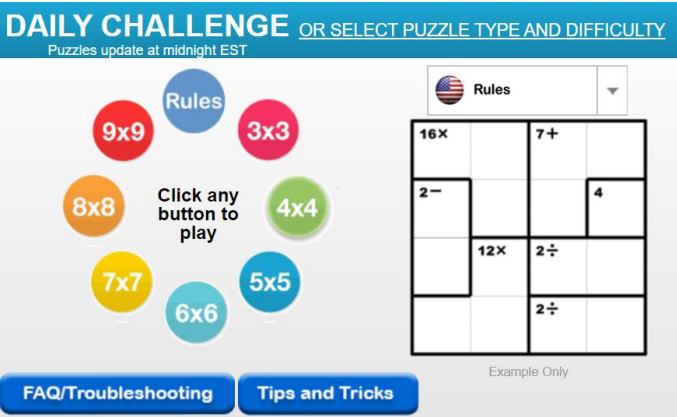
<p><b>Writing</b></p>	<p>One</p>	<p>Daily Journal Writing in your Notebook section. Every day you are required to record your thoughts, feelings, and concerns about learning, I would also love to read about what you have been doing in your spare time. I would like a minimum of 5 sentences each day. Please include the date at the start of each journal entry.</p>	<p>Individual Notebook file – Journal Remote Learning</p> 	
	<p>Two</p>	<p><b>Writing Task</b></p> <p>Finish your Persuasive Writing Good Copy on a Word document and upload it to the 'Uploaded Work' section of your Class Notebook by Friday 3rd April.</p>	<p><a href="#">Template</a></p>	

<b>Spelling</b>	Term 1 Week 9	<b>Worksheet</b> Double click on the word document in the resources column to open the worksheet. In your blank exercise book rule up and date the page. The title is Spelling Week 9 Complete the worksheet answers in your book using your neatest presentation.  Take a photo of your work and insert the photo into your 'Uploaded Work' section of your Notebook in Term 1 Week 9.	<a href="#">Spelling worksheet</a>  <a href="#">Level E words</a>	
-----------------	---------------	---	---	--

Other	BTN	<p>Watch the Behind the News (BTN) story about "What Is A Virus?" and discuss with your family.</p> <p> <b>Focus Questions</b></p> <ol style="list-style-type: none"> <li>1. What did the BTN story explain?</li> <li>2. Give three examples of things that are caused by viruses.</li> <li>3. Viruses are one of the four families of _____.</li> <li>4. What are the other three types of pathogens?</li> <li>5. When were viruses first discovered?</li> <li>6. What do viruses need to spread?</li> <li>7. What is the name of the body's inbuilt virus defence?</li> <li>8. What is a vaccination and how does it work?</li> <li>9. What can you do to stop the spread of viruses?</li> <li>10. Name three facts you learnt about viruses.</li> </ol>	<p><a href="https://www.abc.net.au/btn/classroom/20200324-ep8-btn/12066702">https://www.abc.net.au/btn/classroom/20200324-ep8-btn/12066702</a></p> <p><b>Duration:</b> 24min 30sec <b>Broadcast:</b> Tue 24 Mar 2020, 12:00am</p>	
-------	-----	---	---	--

Maths				
	Task	What to do?	Resources	Completed
Times Table	TT Rockstars	5 minutes of Garage each day.	<a href="https://trockstars.com/">https://trockstars.com/</a>	

Stepping Stones	One	<p><b>Stepping Stones</b></p> <ol style="list-style-type: none"> <li>1. Click on the link above (the title)</li> <li>2. Scroll down and click on Australia "<i>click here to enter</i>"</li> <li>3. Click on Year 6</li> <li>4. Click on Week 1</li> <li>5. There are activities for each day.</li> </ol> <p>Please contact Mrs Murray  <a href="mailto:rebecca.murray@cewa.edu.au">rebecca.murray@cewa.edu.au</a> or Ms Brown  <a href="mailto:helen.brown@cewa.edu.au">helen.brown@cewa.edu.au</a>  if you need assistance navigating this site.</p> <p>*Note – Complete all worksheets in Stepping Stones Journal. If a page has already been completed discuss and review page.</p> <p>Each day you will have a new activity to complete. Please fully complete before checking your answers.</p> <p><b>Watch and Talk</b> - video and work in your blue journal. (You have already completed this page in class. Check over your work).</p> <p><b>Hands on Maths</b> – Demonstrate your understanding using paper of how two tenths is the same as 20 hundredths.</p> <p><b>Problem Solving</b> - complete in your exercise book.</p> <p><b>Game Day</b> - play the game on your device with your sibling or parent/carer.</p> <p><b>Practice</b> - complete this in your white Ongoing Practice book. Page 17-18</p>		
-----------------	-----	--	--	--


Optional	Ken Ken		<a href="http://www.kenkenpuzzle.com/">http://www.kenkenpuzzle.com/</a> (This is an image of the home page. Click on select puzzle type and difficulty. Begin with 3 x 3 if you are unsure and try + or x. When you complete it, screen shot it and then upload to your upload folder).	
	Education Perfect	<p>There is a <b>set task</b> for you to do in Education Perfect. This is the 'Decimal Place Value' task.</p> <p>OPTIONAL – You can do the Times Tables tasks as well if you would like.</p>		

Religion				
	Task	What to do?	Resources	Completed
		Daily Prayers - Morning, Lunch and End of the school day.	Class Notebook - Content Library - Religion - School Prayers	

	Celebrating Easter  One	Holy Week Ceremonies 1. View <a href="https://primary.understandingfaith.edu.au/content/titles/celebrating-lent-easter/04/04/slideshow/01/story_html5.html">https://primary.understandingfaith.edu.au/content/titles/celebrating-lent-easter/04/04/slideshow/01/story_html5.html</a>  2. Complete one of the activities in the Washing of the Feet PDF in your 'Remote Learning' Exercise Book or be creative following one of the instructions.  <a href="#">Washing of the feet</a>	<a href="#">Understanding Faith:</a> (click on this link)  Your username and password has been posted on Teams and also within this page on your Class Notebook.	
	Two	Holy Week Ceremonies 1. Read Easter Ceremonies - Holy Thursday and Jesus washes the Disciples' Feet. 2. View <a href="#">Jesus washes the Disciples' feet</a> 3. Read Ritual Washing of Feet and The Last Supper 4. Complete <a href="https://primary.understandingfaith.edu.au/content/titles/celebrating-lent-easter/04/04/activity/01/story_html5.html">https://primary.understandingfaith.edu.au/content/titles/celebrating-lent-easter/04/04/activity/01/story_html5.html</a>		

Integrated Studies				
	Task	What to do?	Resources	Completed





Optional	Minecraft	<p>Open Minecraft Education on your HP. You can only use Creative Mode. Difficulty is Peaceful.</p> <p>TASK · Create a small display of your workspace at home. Minecraft for Education app</p> <ul style="list-style-type: none"> <li>· During the build process you need to use your camera and the journal to record each day's building progress.</li> <li>· Make sure you take a selfie in your room with your camera. It is easiest to do this with your camera on the tripod stand.</li> </ul>	<p>Minecraft for Education app</p> 	
----------	-----------	---	--	--

Specialist Learning Areas				
Strand	Task	What to do?	Resources	Completed
Science	Meerkat Research	<p>Use the links provided to research how meerkats survive in the fluctuating temperatures, limited rainfall, wide open spaces and large amounts of sun exposure of the Kalahari Desert. I am looking for you to find out how they have adapted to their environment over time.</p> <p>Choose how you will present your findings. For example, you could create a Powerpoint highlighting the adaptations of these animals or you could write notes in your journal and upload a photo of them. Be creative if you can</p>	<p><a href="https://www.youtube.com/watch?v=a15xo4VWYm4">https://www.youtube.com/watch?v=a15xo4VWYm4</a></p> <p><a href="http://animalfactguide.com/animal-facts/meerkat/">http://animalfactguide.com/animal-facts/meerkat/</a></p> <p><a href="https://www.youtube.com/watch?v=UnynxbUo3Hc">https://www.youtube.com/watch?v=UnynxbUo3Hc</a></p>	

		and I am looking forward to reading and 'viewing' all that you find out about these clever little mammals.		
Art		Day 1 – 5 of your drawing challenge (refer to Art Pack, eldest child within the school has this)		
Sport		Click on the link 'PE with Joe'	<a href="#">PE with Joe</a>	

OPTIONAL FUN ACTIVITIES - Enjoy some of these with your family members.



YEAR 4-6 ACTIVITY GRID					
Help set the table for dinner.	Play a board game that you have at home - Monopoly, Scrabble, Boggle, Cluedo, Connect 4 etc.	Write a letter to a family member telling them how much they mean to you.	Cook a treat for your family and share morning or afternoon tea.	Make your bed and clean your room.	Clean the inside windows.
Read a picture book to a family member.	Help pack/ unpack the dishwasher.	Go on a nature walk in your backyard and record how many different plants /insects you find.	Use any recyclable material to create something that could help around the home.	Sort your toybox by colours, purpose, sounds.	Use Lego, building blocks or similar, to build a model of your house/bedroom
Make an indoor and outdoor cubby house and take a photo.	Lie on your back outside and look for shapes in the clouds.	Nature walk bracelets! Turn a piece of tape upside down and place whatever you find in nature to make the bracelet! 	Write directions for a family member to move from point A to point B	Put out and/or bring in the washing.	Plant some seeds and care for them. Record
Ask a family member what games they played as a child.	Learn how to bake scones.	Create a play/show and perform for your family	Get comfortable, close your eyes, focus on your breathing and relax.	Play a game of cards: Fish, Snap, Concentration, etc.	Make a set of finger puppets to tell a fairytale.
Create some physical activity dice. You can make them over sized Simply write little activities on each side like 'Jump up and down' and have fun challenging each other.	Create a fairy garden 	Have an indoor treasure hunt.	Make a <u>race-track</u> and race some toy cars.	Make a musical instrument and perform a song.	Design and build a diorama about your <u>favourite</u> sport.

